

Scaled data based on original data using
LM-79-08 Approved Method: Electrical and Photometric Measurements of Solid-
State Lighting Products

Test Report Prepared for
Cooper Lighting Solutions
(formerly Eaton)

Brand: McGRAW-EDISON

Report Number: P271815

Luminaire Tested: **ISW-AF-XXX-LED-E1-SLL-7027-XXB**

Issue Date: 3/3/2020

Test Information

Test Method: LM-79-08
Report Number: P271815
TEST IS SCALED FROM IESNA LM-79-08 TEST DATA (P35948)
Test Lab: INNOVATION CENTER-P3
Issue Date: 3/3/2020
Manufacturer: COOPER LIGHTING SOLUTIONS (FORMERLY EATON)
Product Line: MCGRAW-EDISON
Catalog Number: ISW-AF-XXX-LED-E1-SLL-7027-XXB
Description: IMPACT ELITE LED WEDGE LUMINAIRE, EMERGENCY MODE WITH BATTERY
BACKPACK BOX
LIGHT SQUARE WITH ACCUED OPTICS-90° SPILL LIGHT ELIMINATOR LEFT
Light Source: (16) 2700K CCT, 70 CRI LEDs
Ballast/Driver: ELECTRONIC DRIVER

Summary

Lumens per Lamp: N/A
Luminaire Lumens: 497.9 lumens
Efficiency: N/A
Efficacy: 38.3 lumens/watt
Luminous Opening: Rectangular (W 0.5' x L: 0.5' x H: 0')
IES Classification: Type IV - Short - Non-Cutoff
BUG Rating: B0 - U1 - G1

Input Watts (W): 13
Input Voltage (V): 120
Input Current (Ain): NR
Voltage Rise (V): NR
Power Factor: NR
Total Harmonic Distortion (THDi): NR
Frequency (hertz): 60
Stabilization Time: NR
Operation Time: NR
Ambient Temperature (°C): NR
Test Distance: 25 FT

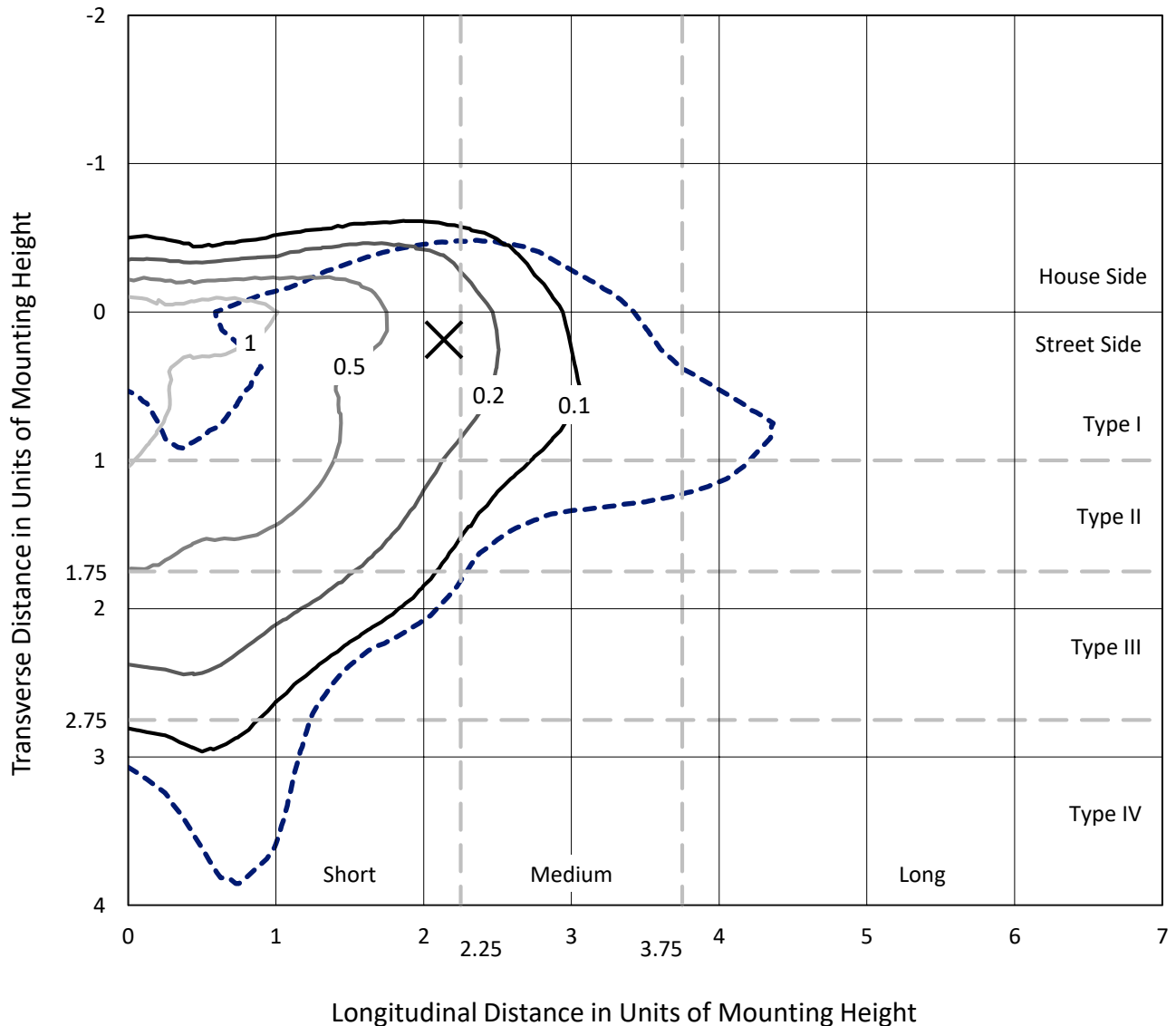


REPORT NUMBER: P271815

CATALOG NUMBER: ISW-AF-XXX-LED-E1-SLL-7027-XXB

Iso-Footcandle Lines of Horizontal Illumination

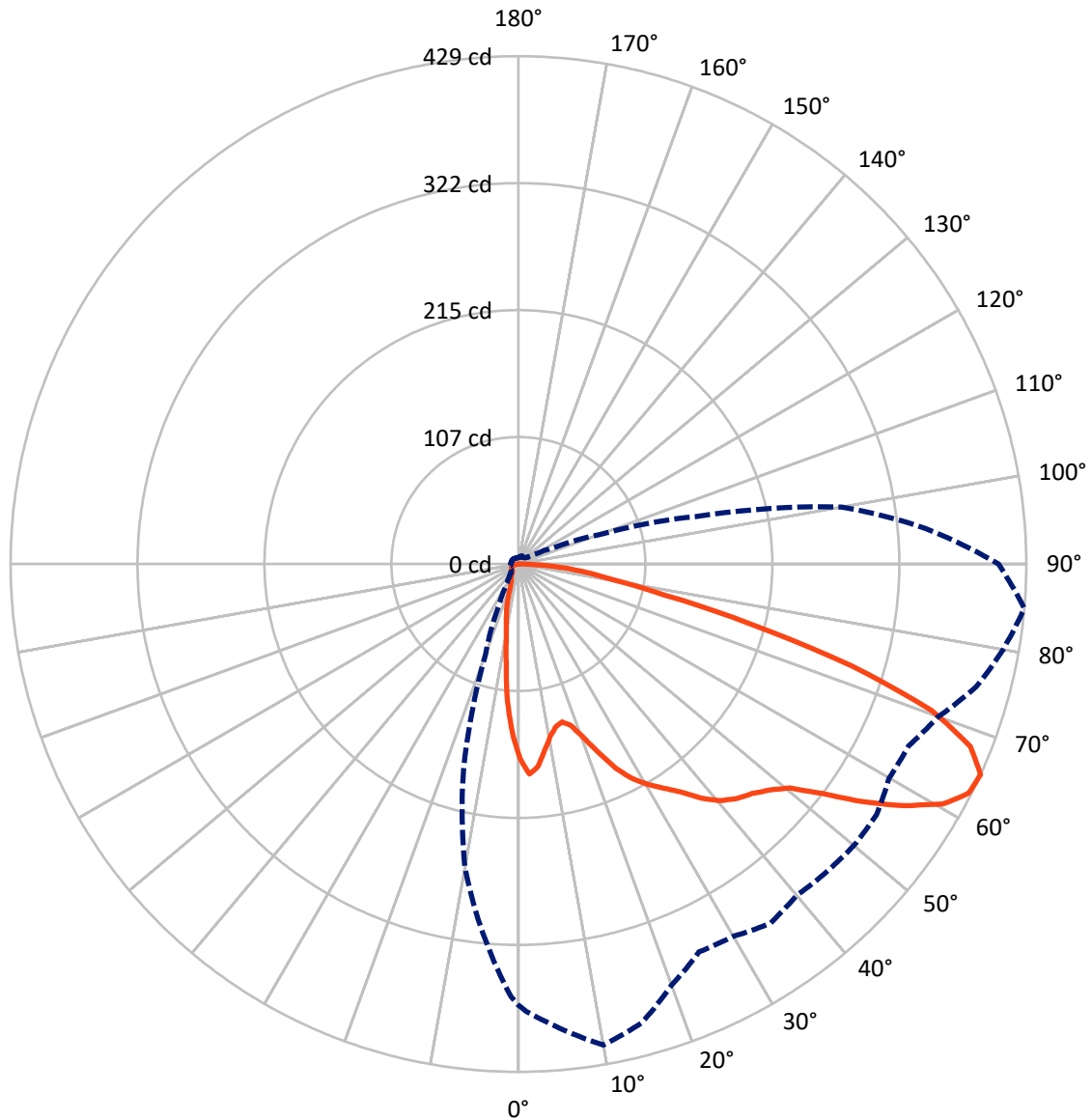
× Max cd
 - - - 1/2 Max cd



Based on 10 foot mounting height. Maximum calculated value = 1.8 fc
 Type IV - Short - Non-Cutoff

REPORT NUMBER: P271815
CATALOG NUMBER: ISW-AF-XXX-LED-E1-SLL-7027-XXB

Luminous Intensity Polar Plot



— Vertical Plane Through 85-Deg Lateral - - - Horizontal Cone Through 65-Deg Vertical

REPORT NUMBER: P271815

CATALOG NUMBER: ISW-AF-XXX-LED-E1-SLL-7027-XXB

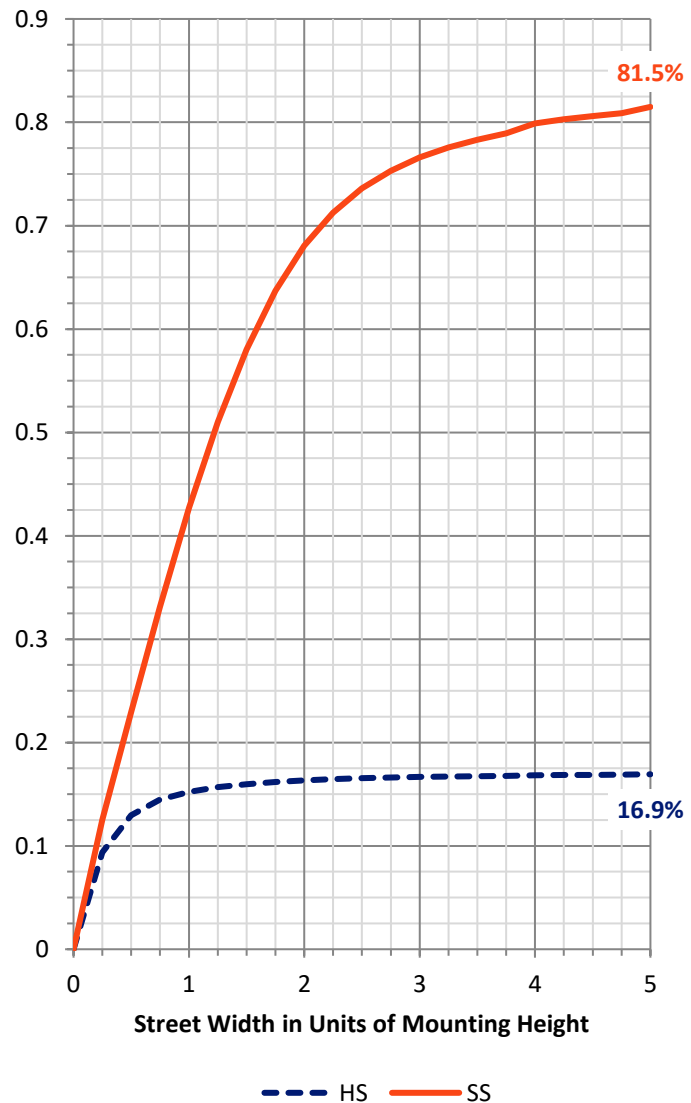
FLUX DISTRIBUTION:

		Downward	Upward	Total
House Side	Lumens	85.4	0.0	85.4
	% Fixture	17.2	0.0	17.2
Street Side	Lumens	412.5	0.0	412.5
	% Fixture	82.8	0.0	82.8
Total	Lumens	497.9	0.0	497.9
	% Fixture	100.0	0.0	100.0

Coefficient of Utilization

ZONAL LUMENS:

Zone	Lumens	% Fixture
0°-10°	12.2	2.4
10°-20°	23.4	4.7
20°-30°	33.4	6.7
30°-40°	48.5	9.7
40°-50°	69.4	13.9
50°-60°	106.5	21.4
60°-70°	123.3	24.8
70°-80°	62.9	12.6
80°-90°	18.2	3.6
90°-100°	0.0	0.0
100°-110°	0.0	0.0
110°-120°	0.0	0.0
120°-130°	0.0	0.0
130°-140°	0.0	0.0
140°-150°	0.0	0.0
150°-160°	0.0	0.0
160°-170°	0.0	0.0
170°-180°	0.0	0.0
0°-90°	497.9	100.0
0°-180°	497.9	100.0



REPORT NUMBER: P271815

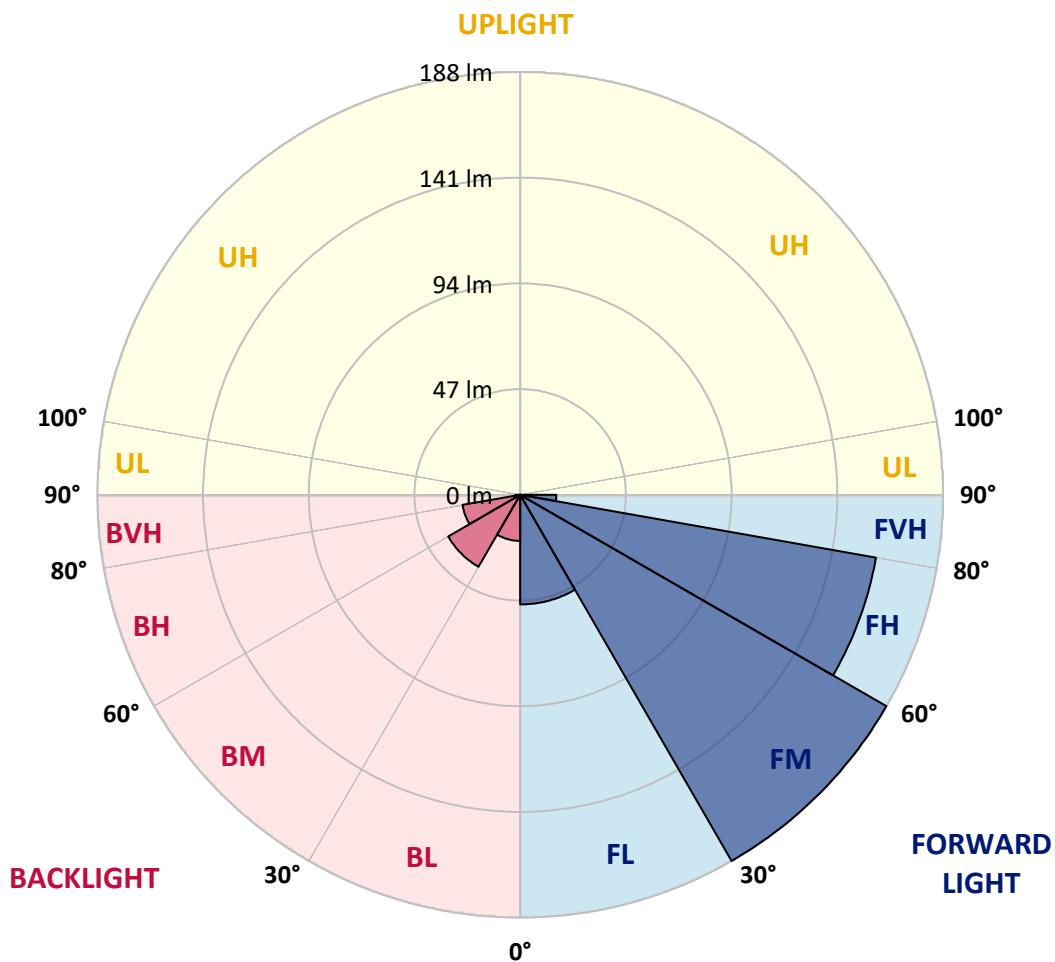
CATALOG NUMBER: ISW-AF-XXX-LED-E1-SLL-7027-XXB

LUMINAIRE CLASSIFICATION SYSTEM LUMEN TABLE AND BUG RATING:

Zone		Lumens	% Fixture	Zone Rating/Lumen Limit		
				B	U	G
FL	(0°-30°)	48.6	9.8			
FM	(30°-60°)	187.5	37.7			
FH	(60°-80°)	160.2	32.2			G0/660
FVH	(80°-90°)	16.0	3.2			G1/100
BL	(0°-30°)	20.4	4.1	B0/110		
BM	(30°-60°)	36.9	7.4	B0/220		
BH	(60°-80°)	26.0	5.2	B0/110		G0/110
BVH	(80°-90°)	2.1	0.4			G0/10
UL	(90°-100°)	0.0	0.0		U1/10	
UH	(100°-180°)	0.0	0.0		U1/10	

BUG Rating: B0-U1-G1

Type IV Short





REPORT NUMBER: P271815

CATALOG NUMBER: ISW-AF-XXX-LED-E1-SLL-7027-XXB

CANDELA DISTRIBUTION (FULL):

	0°	1°	5°	10°	15°	20°	25°	30°	35°	40°	45°
0°	164.5	164.5	164.5	164.5	164.5	164.5	164.5	164.5	164.5	164.5	164.5
2.5°	170.3	170.5	172.7	175.0	178.0	177.4	179.8	181.5	183.2	183.4	184.6
5°	159.9	161.5	166.8	171.4	177.1	181.5	186.3	190.0	192.8	195.4	195.7
7.5°	145.3	146.5	152.7	159.8	168.1	173.9	181.1	187.4	191.8	196.0	196.9
10°	132.8	133.9	140.8	149.9	157.2	164.7	172.3	177.3	183.2	186.8	188.6
12.5°	126.8	128.2	134.7	143.0	150.4	157.8	163.4	167.8	171.0	171.8	172.3
15°	129.2	129.9	137.0	144.4	150.4	154.0	155.6	158.2	157.9	159.3	159.6
17.5°	138.6	138.2	145.9	150.9	153.8	153.4	151.1	149.7	147.1	146.3	148.6
20°	154.9	156.0	160.9	164.1	161.2	154.4	148.0	143.5	140.0	138.8	138.5
22.5°	173.9	175.3	180.6	179.0	171.6	159.1	147.4	140.2	135.9	134.7	134.2
25°	193.9	194.8	197.4	191.8	181.4	165.3	150.9	140.9	135.1	133.3	133.1
27.5°	209.9	210.9	209.7	203.1	187.9	172.1	155.8	144.0	136.5	134.6	133.8
30°	223.0	223.6	219.4	211.2	196.2	179.8	162.1	149.3	140.5	136.3	135.6
32.5°	237.8	237.5	229.3	218.1	203.1	186.6	169.4	155.1	144.3	139.1	138.2
35°	254.0	251.1	236.7	224.8	207.9	191.9	176.1	161.4	150.5	143.7	142.5
37.5°	268.4	265.4	246.1	230.2	212.7	196.0	181.3	169.6	160.0	153.8	153.3
40°	279.6	275.9	253.4	233.9	215.1	199.1	187.4	179.8	173.5	168.4	168.4
42.5°	288.6	284.7	260.4	238.1	217.1	203.6	197.5	195.0	193.7	190.9	191.9
45°	297.4	293.3	266.2	240.7	221.8	212.6	213.3	215.8	219.7	218.1	219.5
47.5°	305.6	301.7	272.7	245.0	230.9	228.7	233.0	242.0	250.0	256.2	260.5
50°	319.5	314.9	284.4	257.5	245.1	246.1	258.7	276.5	289.3	295.0	294.7
52.5°	345.9	339.2	309.6	281.0	265.4	271.5	286.3	308.7	325.5	329.9	331.7
55°	378.3	372.9	346.2	312.1	300.8	302.9	321.3	346.7	359.5	364.2	365.7
57.5°	397.2	395.7	378.9	345.4	334.3	333.6	357.6	378.4	389.4	393.9	392.5
59°	401.6	402.0	392.5	368.9	353.8	352.0	376.5	395.6	405.0	406.3	405.7
60°	401.3	403.6	402.4	381.9	366.1	363.8	384.5	402.7	410.4	412.6	410.3
62.5°	392.6	396.6	407.7	405.6	394.1	382.0	391.8	405.0	410.1	408.1	406.3
65°	373.0	378.3	393.7	413.0	401.9	378.8	361.7	363.4	371.0	365.9	368.3
67.5°	339.1	345.2	353.3	397.1	381.0	342.3	313.0	298.7	295.0	299.9	307.6
70°	275.9	279.8	300.6	362.4	334.6	281.3	244.6	225.5	219.2	230.3	238.2
72.5°	194.6	200.4	227.8	299.9	275.3	225.4	185.1	167.5	161.2	161.7	168.5
75°	118.4	126.3	159.2	237.2	216.9	172.7	141.0	128.4	126.4	125.3	124.1
77.5°	78.2	81.0	104.7	163.6	146.3	122.8	105.8	111.0	116.8	118.0	119.6
80°	53.0	53.9	67.9	114.8	96.4	90.7	85.6	97.7	108.8	110.9	109.8
82.5°	32.6	35.3	47.3	77.4	76.9	74.2	67.6	77.2	84.5	85.7	87.9
85°	11.3	11.8	29.0	68.5	78.2	78.9	55.8	43.9	49.5	48.5	34.9
87.5°	4.9	5.4	9.1	45.7	52.9	43.7	25.5	22.6	17.4	9.8	9.4
90°	0.3	0.3	0.3	0.4	1.3	0.9	0.8	0.3	0.0	0.0	0.0
92.5°	0.0	0.0	0.0	0.0	0.0	0.0	0.0	0.0	0.0	0.0	0.0
95°	0.0	0.0	0.0	0.0	0.0	0.0	0.0	0.0	0.0	0.0	0.0
97.5°	0.0	0.0	0.0	0.0	0.0	0.0	0.0	0.0	0.0	0.0	0.0
100°	0.0	0.0	0.0	0.0	0.0	0.0	0.0	0.0	0.0	0.0	0.0
102.5°	0.0	0.0	0.0	0.0	0.0	0.0	0.0	0.0	0.0	0.0	0.0
105°	0.0	0.0	0.0	0.0	0.0	0.0	0.0	0.0	0.0	0.0	0.0
107.5°	0.0	0.0	0.0	0.0	0.0	0.0	0.0	0.0	0.0	0.0	0.0



REPORT NUMBER: P271815

CATALOG NUMBER: ISW-AF-XXX-LED-E1-SLL-7027-XXB

CANDELA DISTRIBUTION (continued):

	0°	1°	5°	10°	15°	20°	25°	30°	35°	40°	45°
110°	0.0	0.0	0.0	0.0	0.0	0.0	0.0	0.0	0.0	0.0	0.0
112.5°	0.0	0.0	0.0	0.0	0.0	0.0	0.0	0.0	0.0	0.0	0.0
115°	0.0	0.0	0.0	0.0	0.0	0.0	0.0	0.0	0.0	0.0	0.0
117.5°	0.0	0.0	0.0	0.0	0.0	0.0	0.0	0.0	0.0	0.0	0.0
120°	0.0	0.0	0.0	0.0	0.0	0.0	0.0	0.0	0.0	0.0	0.0
122.5°	0.0	0.0	0.0	0.0	0.0	0.0	0.0	0.0	0.0	0.0	0.0
125°	0.0	0.0	0.0	0.0	0.0	0.0	0.0	0.0	0.0	0.0	0.0
127.5°	0.0	0.0	0.0	0.0	0.0	0.0	0.0	0.0	0.0	0.0	0.0
130°	0.0	0.0	0.0	0.0	0.0	0.0	0.0	0.0	0.0	0.0	0.0
132.5°	0.0	0.0	0.0	0.0	0.0	0.0	0.0	0.0	0.0	0.0	0.0
135°	0.0	0.0	0.0	0.0	0.0	0.0	0.0	0.0	0.0	0.0	0.0
137.5°	0.0	0.0	0.0	0.0	0.0	0.0	0.0	0.0	0.0	0.0	0.0
140°	0.0	0.0	0.0	0.0	0.0	0.0	0.0	0.0	0.0	0.0	0.0
142.5°	0.0	0.0	0.0	0.0	0.0	0.0	0.0	0.0	0.0	0.0	0.0
145°	0.0	0.0	0.0	0.0	0.0	0.0	0.0	0.0	0.0	0.0	0.0
147.5°	0.0	0.0	0.0	0.0	0.0	0.0	0.0	0.0	0.0	0.0	0.0
150°	0.0	0.0	0.0	0.0	0.0	0.0	0.0	0.0	0.0	0.0	0.0
152.5°	0.0	0.0	0.0	0.0	0.0	0.0	0.0	0.0	0.0	0.0	0.0
155°	0.0	0.0	0.0	0.0	0.0	0.0	0.0	0.0	0.0	0.0	0.0
157.5°	0.0	0.0	0.0	0.0	0.0	0.0	0.0	0.0	0.0	0.0	0.0
160°	0.0	0.0	0.0	0.0	0.0	0.0	0.0	0.0	0.0	0.0	0.0
162.5°	0.0	0.0	0.0	0.0	0.0	0.0	0.0	0.0	0.0	0.0	0.0
165°	0.0	0.0	0.0	0.0	0.0	0.0	0.0	0.0	0.0	0.0	0.0
167.5°	0.0	0.0	0.0	0.0	0.0	0.0	0.0	0.0	0.0	0.0	0.0
170°	0.0	0.0	0.0	0.0	0.0	0.0	0.0	0.0	0.0	0.0	0.0
172.5°	0.0	0.0	0.0	0.0	0.0	0.0	0.0	0.0	0.0	0.0	0.0
175°	0.0	0.0	0.0	0.0	0.0	0.0	0.0	0.0	0.0	0.0	0.0
177.5°	0.0	0.0	0.0	0.0	0.0	0.0	0.0	0.0	0.0	0.0	0.0
180°	0.0	0.0	0.0	0.0	0.0	0.0	0.0	0.0	0.0	0.0	0.0



REPORT NUMBER: P271815

CATALOG NUMBER: ISW-AF-XXX-LED-E1-SLL-7027-XXB

CANDELA DISTRIBUTION (continued):

	50°	55°	60°	65°	70°	75°	80°	85°	90°	95°	100°
0°	164.5	164.5	164.5	164.5	164.5	164.5	164.5	164.5	164.5	164.5	164.5
2.5°	184.3	183.3	184.0	183.1	181.5	180.5	179.3	177.9	176.1	173.7	171.4
5°	195.0	194.1	192.1	189.0	184.8	181.4	177.1	172.1	168.2	162.9	157.8
7.5°	195.9	194.6	190.7	185.1	178.7	172.1	167.2	159.1	153.9	145.5	140.0
10°	187.6	187.7	183.7	178.4	171.8	164.1	156.9	148.1	140.6	132.1	122.6
12.5°	175.2	176.3	176.6	171.8	165.3	157.2	149.3	140.9	131.4	122.3	113.6
15°	161.2	164.6	164.7	163.6	160.2	153.3	146.1	138.5	128.9	118.8	109.1
17.5°	148.7	151.9	154.9	157.6	157.7	154.4	149.9	143.5	133.8	122.2	110.9
20°	139.2	142.7	147.7	152.7	158.1	159.8	160.2	156.0	145.7	131.4	116.0
22.5°	135.4	139.3	144.4	153.8	163.4	169.3	172.7	172.7	161.9	145.2	124.5
25°	134.5	137.8	145.5	157.1	170.0	180.4	186.8	191.1	183.3	162.9	135.0
27.5°	135.0	139.5	149.2	161.0	174.5	187.7	198.3	205.7	198.4	174.9	144.9
30°	137.4	144.1	154.0	166.3	180.2	194.2	206.9	216.3	211.0	185.9	154.1
32.5°	141.6	149.6	160.9	171.9	185.8	201.0	213.4	226.0	222.0	193.5	159.1
35°	147.6	157.1	167.4	178.5	191.8	207.1	220.4	236.7	235.3	203.1	164.1
37.5°	157.6	167.3	176.8	186.3	198.9	213.7	230.2	251.2	250.0	217.2	172.0
40°	175.0	180.6	187.7	193.9	205.6	219.7	237.5	263.0	267.2	229.3	179.0
42.5°	196.5	200.0	202.0	203.6	209.7	223.0	242.8	271.0	277.8	238.4	184.5
45°	224.1	223.2	219.2	215.2	214.5	224.8	245.2	276.9	286.2	247.2	190.0
47.5°	256.7	254.6	243.6	231.0	223.9	228.2	249.5	285.5	296.5	258.7	196.9
50°	294.4	289.3	271.3	250.0	237.0	237.6	260.4	297.5	310.2	273.8	209.8
52.5°	329.2	320.1	298.8	270.5	251.9	254.1	279.8	322.3	337.9	298.8	231.2
55°	360.0	348.3	325.2	294.3	277.5	281.3	310.8	355.1	369.9	328.6	253.1
57.5°	386.1	373.7	350.9	323.7	302.8	306.1	338.6	385.6	395.6	355.3	273.9
59°	397.9	385.7	364.7	339.6	320.0	326.8	358.2	400.7	405.0	365.6	281.9
60°	403.8	391.5	373.1	348.5	330.6	339.6	368.7	412.2	408.5	367.0	284.9
62.5°	403.4	394.7	382.6	365.8	362.6	377.6	402.4	427.1	411.1	362.7	286.8
65°	370.3	369.6	361.9	363.9	377.6	400.8	416.1	429.4	405.9	345.4	277.6
67.5°	308.8	311.9	313.0	324.7	356.6	396.2	409.5	412.2	384.1	308.3	248.7
70°	238.5	231.7	242.9	263.8	309.7	360.7	379.6	370.6	339.4	258.2	203.1
72.5°	168.8	170.9	187.0	214.2	261.0	313.8	343.4	294.1	255.3	193.2	144.0
75°	127.0	136.5	144.4	168.2	212.0	268.9	293.3	202.2	166.4	133.2	94.2
77.5°	121.7	121.0	114.9	120.0	152.8	188.3	209.2	126.2	104.1	87.1	57.0
80°	112.6	106.1	95.1	90.2	96.3	120.9	132.8	81.0	69.3	60.9	32.1
82.5°	87.3	82.9	71.3	71.1	80.3	85.9	91.4	57.5	52.1	49.4	19.8
85°	55.3	57.0	58.3	71.1	89.1	90.1	71.1	35.0	27.5	38.6	12.6
87.5°	16.3	26.7	32.4	55.1	80.3	80.5	53.4	11.5	10.3	12.0	7.3
90°	0.0	0.0	0.0	0.0	0.0	0.0	0.1	0.0	0.0	0.0	0.0
92.5°	0.0	0.0	0.0	0.0	0.0	0.0	0.0	0.0	0.0	0.0	0.0
95°	0.0	0.0	0.0	0.0	0.0	0.0	0.0	0.0	0.0	0.0	0.0
97.5°	0.0	0.0	0.0	0.0	0.0	0.0	0.0	0.0	0.0	0.0	0.0
100°	0.0	0.0	0.0	0.0	0.0	0.0	0.0	0.0	0.0	0.0	0.0
102.5°	0.0	0.0	0.0	0.0	0.0	0.0	0.0	0.0	0.0	0.0	0.0
105°	0.0	0.0	0.0	0.0	0.0	0.0	0.0	0.0	0.0	0.0	0.0
107.5°	0.0	0.0	0.0	0.0	0.0	0.0	0.0	0.0	0.0	0.0	0.0



REPORT NUMBER: P271815

CATALOG NUMBER: ISW-AF-XXX-LED-E1-SLL-7027-XXB

CANDELA DISTRIBUTION (continued):

	50°	55°	60°	65°	70°	75°	80°	85°	90°	95°	100°
110°	0.0	0.0	0.0	0.0	0.0	0.0	0.0	0.0	0.0	0.0	0.0
112.5°	0.0	0.0	0.0	0.0	0.0	0.0	0.0	0.0	0.0	0.0	0.0
115°	0.0	0.0	0.0	0.0	0.0	0.0	0.0	0.0	0.0	0.0	0.0
117.5°	0.0	0.0	0.0	0.0	0.0	0.0	0.0	0.0	0.0	0.0	0.0
120°	0.0	0.0	0.0	0.0	0.0	0.0	0.0	0.0	0.0	0.0	0.0
122.5°	0.0	0.0	0.0	0.0	0.0	0.0	0.0	0.0	0.0	0.0	0.0
125°	0.0	0.0	0.0	0.0	0.0	0.0	0.0	0.0	0.0	0.0	0.0
127.5°	0.0	0.0	0.0	0.0	0.0	0.0	0.0	0.0	0.0	0.0	0.0
130°	0.0	0.0	0.0	0.0	0.0	0.0	0.0	0.0	0.0	0.0	0.0
132.5°	0.0	0.0	0.0	0.0	0.0	0.0	0.0	0.0	0.0	0.0	0.0
135°	0.0	0.0	0.0	0.0	0.0	0.0	0.0	0.0	0.0	0.0	0.0
137.5°	0.0	0.0	0.0	0.0	0.0	0.0	0.0	0.0	0.0	0.0	0.0
140°	0.0	0.0	0.0	0.0	0.0	0.0	0.0	0.0	0.0	0.0	0.0
142.5°	0.0	0.0	0.0	0.0	0.0	0.0	0.0	0.0	0.0	0.0	0.0
145°	0.0	0.0	0.0	0.0	0.0	0.0	0.0	0.0	0.0	0.0	0.0
147.5°	0.0	0.0	0.0	0.0	0.0	0.0	0.0	0.0	0.0	0.0	0.0
150°	0.0	0.0	0.0	0.0	0.0	0.0	0.0	0.0	0.0	0.0	0.0
152.5°	0.0	0.0	0.0	0.0	0.0	0.0	0.0	0.0	0.0	0.0	0.0
155°	0.0	0.0	0.0	0.0	0.0	0.0	0.0	0.0	0.0	0.0	0.0
157.5°	0.0	0.0	0.0	0.0	0.0	0.0	0.0	0.0	0.0	0.0	0.0
160°	0.0	0.0	0.0	0.0	0.0	0.0	0.0	0.0	0.0	0.0	0.0
162.5°	0.0	0.0	0.0	0.0	0.0	0.0	0.0	0.0	0.0	0.0	0.0
165°	0.0	0.0	0.0	0.0	0.0	0.0	0.0	0.0	0.0	0.0	0.0
167.5°	0.0	0.0	0.0	0.0	0.0	0.0	0.0	0.0	0.0	0.0	0.0
170°	0.0	0.0	0.0	0.0	0.0	0.0	0.0	0.0	0.0	0.0	0.0
172.5°	0.0	0.0	0.0	0.0	0.0	0.0	0.0	0.0	0.0	0.0	0.0
175°	0.0	0.0	0.0	0.0	0.0	0.0	0.0	0.0	0.0	0.0	0.0
177.5°	0.0	0.0	0.0	0.0	0.0	0.0	0.0	0.0	0.0	0.0	0.0
180°	0.0	0.0	0.0	0.0	0.0	0.0	0.0	0.0	0.0	0.0	0.0



REPORT NUMBER: P271815

CATALOG NUMBER: ISW-AF-XXX-LED-E1-SLL-7027-XXB

CANDELA DISTRIBUTION (continued):

	105°	110°	115°	120°	125°	130°	135°	140°	145°	150°	155°
0°	164.5	164.5	164.5	164.5	164.5	164.5	164.5	164.5	164.5	164.5	164.5
2.5°	168.9	168.6	166.3	162.3	162.6	160.8	158.4	154.7	153.9	151.8	151.5
5°	153.7	149.7	144.6	138.4	136.0	132.9	129.6	127.3	124.3	121.7	125.2
7.5°	133.3	127.5	121.6	115.1	111.3	106.1	103.3	97.9	94.1	93.2	90.2
10°	116.3	109.1	102.2	96.4	89.3	84.5	80.9	78.1	75.4	72.0	70.1
12.5°	105.0	96.7	89.7	82.3	78.9	74.9	72.8	70.0	66.1	63.3	60.6
15°	99.9	91.0	83.1	76.7	72.0	68.1	64.3	60.9	56.8	53.6	50.6
17.5°	99.3	87.7	77.6	70.6	65.3	61.2	56.1	51.7	46.5	43.1	40.4
20°	100.0	85.1	72.7	63.3	58.0	50.8	46.0	40.5	35.6	31.0	26.9
22.5°	102.9	83.8	67.7	57.5	49.6	41.3	36.2	29.3	25.0	20.6	19.0
25°	107.1	82.9	63.4	51.0	41.0	32.9	25.9	20.1	18.1	17.1	16.5
27.5°	111.4	81.5	58.7	45.1	34.0	24.3	19.3	16.9	16.2	15.6	15.2
30°	114.7	78.5	52.8	38.6	27.2	20.8	17.2	15.7	15.2	14.6	14.0
32.5°	116.2	74.0	47.5	32.7	22.9	17.8	15.1	14.1	13.7	13.0	12.8
35°	115.9	68.9	44.8	30.4	20.9	15.8	13.3	12.7	11.9	11.4	10.8
37.5°	116.2	64.2	42.7	29.7	20.1	14.2	12.0	11.7	11.2	10.6	10.0
40°	117.2	61.6	41.7	28.5	19.4	13.7	11.2	10.7	10.6	10.0	9.5
42.5°	117.6	61.8	41.2	26.7	17.8	13.5	11.2	10.2	10.2	9.7	9.3
45°	117.0	63.7	41.5	25.7	16.5	12.7	11.8	10.2	10.0	9.5	9.1
47.5°	118.6	65.0	41.5	25.5	15.7	11.8	11.2	11.2	10.2	9.6	8.8
50°	124.8	66.3	40.7	25.3	15.5	11.0	10.6	11.0	11.4	9.8	8.9
52.5°	135.7	67.9	39.9	25.0	15.1	10.3	9.8	10.4	11.7	10.3	8.9
55°	147.0	70.8	39.3	24.3	14.6	9.9	8.8	10.0	10.6	10.2	8.8
57.5°	159.0	73.8	38.6	22.6	13.5	9.4	8.5	8.7	9.5	9.9	8.6
59°	162.5	75.4	38.1	21.5	12.4	9.2	8.4	8.1	8.5	9.4	8.4
60°	165.2	75.4	37.5	20.4	11.8	8.9	8.2	7.7	7.9	9.7	8.5
62.5°	165.4	75.4	35.8	18.3	10.6	8.6	7.8	7.5	7.3	8.2	8.7
65°	155.0	71.9	32.4	17.2	10.7	8.4	7.5	7.2	6.7	7.0	7.5
67.5°	135.6	62.7	28.8	17.4	11.3	8.1	7.2	6.7	6.6	6.4	6.6
70°	102.6	52.1	27.8	18.1	11.8	7.8	6.6	6.3	6.1	6.0	6.0
72.5°	71.1	42.8	26.7	18.5	12.3	7.7	6.1	5.7	5.7	5.6	5.6
75°	45.7	31.2	22.1	15.8	11.2	7.2	5.5	5.2	5.1	5.0	5.1
77.5°	27.1	21.8	16.3	11.0	8.2	5.7	4.9	4.5	4.5	4.5	4.6
80°	15.0	12.8	10.8	7.2	5.7	4.3	4.0	3.8	3.8	3.8	4.0
82.5°	8.9	7.2	6.1	4.5	4.0	3.1	3.0	2.8	2.9	3.0	3.1
85°	5.9	4.5	3.8	3.1	2.7	2.0	1.7	1.8	1.9	2.0	2.1
87.5°	3.2	2.5	2.0	1.8	1.5	0.9	0.7	0.7	0.9	1.0	1.2
90°	0.0	0.0	0.0	0.0	0.0	0.0	0.0	0.0	0.0	0.0	0.0
92.5°	0.0	0.0	0.0	0.0	0.0	0.0	0.0	0.0	0.0	0.0	0.0
95°	0.0	0.0	0.0	0.0	0.0	0.0	0.0	0.0	0.0	0.0	0.0
97.5°	0.0	0.0	0.0	0.0	0.0	0.0	0.0	0.0	0.0	0.0	0.0
100°	0.0	0.0	0.0	0.0	0.0	0.0	0.0	0.0	0.0	0.0	0.0
102.5°	0.0	0.0	0.0	0.0	0.0	0.0	0.0	0.0	0.0	0.0	0.0
105°	0.0	0.0	0.0	0.0	0.0	0.0	0.0	0.0	0.0	0.0	0.0
107.5°	0.0	0.0	0.0	0.0	0.0	0.0	0.0	0.0	0.0	0.0	0.0



REPORT NUMBER: P271815
 CATALOG NUMBER: ISW-AF-XXX-LED-E1-SLL-7027-XXB

REPORT N
 CATALOG

CANDELA DISTRIBUTION (continued):

CANDELA

	105°	110°	115°	120°	125°	130°	135°	140°	145°	150°	155°	
110°	0.0	0.0	0.0	0.0	0.0	0.0	0.0	0.0	0.0	0.0	0.0	0°
112.5°	0.0	0.0	0.0	0.0	0.0	0.0	0.0	0.0	0.0	0.0	0.0	2.5°
115°	0.0	0.0	0.0	0.0	0.0	0.0	0.0	0.0	0.0	0.0	0.0	5°
117.5°	0.0	0.0	0.0	0.0	0.0	0.0	0.0	0.0	0.0	0.0	0.0	7.5°
120°	0.0	0.0	0.0	0.0	0.0	0.0	0.0	0.0	0.0	0.0	0.0	10°
122.5°	0.0	0.0	0.0	0.0	0.0	0.0	0.0	0.0	0.0	0.0	0.0	12.5°
125°	0.0	0.0	0.0	0.0	0.0	0.0	0.0	0.0	0.0	0.0	0.0	15°
127.5°	0.0	0.0	0.0	0.0	0.0	0.0	0.0	0.0	0.0	0.0	0.0	17.5°
130°	0.0	0.0	0.0	0.0	0.0	0.0	0.0	0.0	0.0	0.0	0.0	20°
132.5°	0.0	0.0	0.0	0.0	0.0	0.0	0.0	0.0	0.0	0.0	0.0	22.5°
135°	0.0	0.0	0.0	0.0	0.0	0.0	0.0	0.0	0.0	0.0	0.0	25°
137.5°	0.0	0.0	0.0	0.0	0.0	0.0	0.0	0.0	0.0	0.0	0.0	27.5°
140°	0.0	0.0	0.0	0.0	0.0	0.0	0.0	0.0	0.0	0.0	0.0	30°
142.5°	0.0	0.0	0.0	0.0	0.0	0.0	0.0	0.0	0.0	0.0	0.0	32.5°
145°	0.0	0.0	0.0	0.0	0.0	0.0	0.0	0.0	0.0	0.0	0.0	35°
147.5°	0.0	0.0	0.0	0.0	0.0	0.0	0.0	0.0	0.0	0.0	0.0	37.5°
150°	0.0	0.0	0.0	0.0	0.0	0.0	0.0	0.0	0.0	0.0	0.0	40°
152.5°	0.0	0.0	0.0	0.0	0.0	0.0	0.0	0.0	0.0	0.0	0.0	42.5°
155°	0.0	0.0	0.0	0.0	0.0	0.0	0.0	0.0	0.0	0.0	0.0	45°
157.5°	0.0	0.0	0.0	0.0	0.0	0.0	0.0	0.0	0.0	0.0	0.0	47.5°
160°	0.0	0.0	0.0	0.0	0.0	0.0	0.0	0.0	0.0	0.0	0.0	50°
162.5°	0.0	0.0	0.0	0.0	0.0	0.0	0.0	0.0	0.0	0.0	0.0	52.5°
165°	0.0	0.0	0.0	0.0	0.0	0.0	0.0	0.0	0.0	0.0	0.0	55°
167.5°	0.0	0.0	0.0	0.0	0.0	0.0	0.0	0.0	0.0	0.0	0.0	57.5°
170°	0.0	0.0	0.0	0.0	0.0	0.0	0.0	0.0	0.0	0.0	0.0	59°
172.5°	0.0	0.0	0.0	0.0	0.0	0.0	0.0	0.0	0.0	0.0	0.0	60°
175°	0.0	0.0	0.0	0.0	0.0	0.0	0.0	0.0	0.0	0.0	0.0	62.5°
177.5°	0.0	0.0	0.0	0.0	0.0	0.0	0.0	0.0	0.0	0.0	0.0	65°
180°	0.0	0.0	0.0	0.0	0.0	0.0	0.0	0.0	0.0	0.0	0.0	67.5°
												70°
												72.5°
												75°
												77.5°
												80°
												82.5°
												85°
												87.5°
												90°
												92.5°
												95°
												97.5°
												100°
												102.5°
												105°
												107.5°

'271815
 ISW-AF-XXX-LED-E1-SLL-7027-XXB

REPORT NUMBER: P271815
 CATALOG NUMBER: ISW-AF-X

TION (continued):

CANDELA DISTRIBUTION (con

165°	170°	175°	180°	185°	190°	195°	200°	205°	210°		215°	220°
0.0	0.0	0.0	0.0	0.0	0.0	0.0	0.0	0.0	0.0	0°	164.5	164.5
0.0	0.0	0.0	0.0	0.0	0.0	0.0	0.0	0.0	0.0	2.5°	142.5	142.4
0.0	0.0	0.0	0.0	0.0	0.0	0.0	0.0	0.0	0.0	5°	117.0	116.2
0.0	0.0	0.0	0.0	0.0	0.0	0.0	0.0	0.0	0.0	7.5°	90.7	93.4
0.0	0.0	0.0	0.0	0.0	0.0	0.0	0.0	0.0	0.0	10°	65.4	67.4
0.0	0.0	0.0	0.0	0.0	0.0	0.0	0.0	0.0	0.0	12.5°	45.5	46.5
0.0	0.0	0.0	0.0	0.0	0.0	0.0	0.0	0.0	0.0	15°	31.4	33.3
0.0	0.0	0.0	0.0	0.0	0.0	0.0	0.0	0.0	0.0	17.5°	24.3	24.6
0.0	0.0	0.0	0.0	0.0	0.0	0.0	0.0	0.0	0.0	20°	20.1	20.3
0.0	0.0	0.0	0.0	0.0	0.0	0.0	0.0	0.0	0.0	22.5°	17.9	18.1
0.0	0.0	0.0	0.0	0.0	0.0	0.0	0.0	0.0	0.0	25°	15.0	15.3
0.0	0.0	0.0	0.0	0.0	0.0	0.0	0.0	0.0	0.0	27.5°	13.3	13.6
0.0	0.0	0.0	0.0	0.0	0.0	0.0	0.0	0.0	0.0	30°	12.1	12.4
0.0	0.0	0.0	0.0	0.0	0.0	0.0	0.0	0.0	0.0	32.5°	11.0	11.0
0.0	0.0	0.0	0.0	0.0	0.0	0.0	0.0	0.0	0.0	35°	10.2	10.2
0.0	0.0	0.0	0.0	0.0	0.0	0.0	0.0	0.0	0.0	37.5°	9.4	9.6
0.0	0.0	0.0	0.0	0.0	0.0	0.0	0.0	0.0	0.0	40°	8.8	8.9
0.0	0.0	0.0	0.0	0.0	0.0	0.0	0.0	0.0	0.0	42.5°	8.1	8.3
0.0	0.0	0.0	0.0	0.0	0.0	0.0	0.0	0.0	0.0	45°	7.3	7.4
0.0	0.0	0.0	0.0	0.0	0.0	0.0	0.0	0.0	0.0	47.5°	6.7	6.7
0.0	0.0	0.0	0.0	0.0	0.0	0.0	0.0	0.0	0.0	50°	6.5	6.6
0.0	0.0	0.0	0.0	0.0	0.0	0.0	0.0	0.0	0.0	52.5°	6.3	6.4
0.0	0.0	0.0	0.0	0.0	0.0	0.0	0.0	0.0	0.0	55°	6.2	6.4
0.0	0.0	0.0	0.0	0.0	0.0	0.0	0.0	0.0	0.0	57.5°	6.2	6.3
0.0	0.0	0.0	0.0	0.0	0.0	0.0	0.0	0.0	0.0	59°	6.1	6.2
0.0	0.0	0.0	0.0	0.0	0.0	0.0	0.0	0.0	0.0	60°	6.1	6.3
0.0	0.0	0.0	0.0	0.0	0.0	0.0	0.0	0.0	0.0	62.5°	5.9	6.0
0.0	0.0	0.0	0.0	0.0	0.0	0.0	0.0	0.0	0.0	65°	5.7	5.9
0.0	0.0	0.0	0.0	0.0	0.0	0.0	0.0	0.0	0.0	67.5°	5.4	5.7
										70°	5.2	5.4
										72.5°	4.9	5.2
										75°	4.5	4.9
										77.5°	4.1	4.3
										80°	3.6	3.8
										82.5°	3.1	3.1
										85°	2.2	2.0
										87.5°	1.3	1.3
										90°	0.0	0.0
										92.5°	0.0	0.0
										95°	0.0	0.0
										97.5°	0.0	0.0
										100°	0.0	0.0
										102.5°	0.0	0.0
										105°	0.0	0.0
										107.5°	0.0	0.0



REPORT NUMBER: P271815

CATALOG NUMBER: ISW-AF-XXX-LED-E1

XX-LED-E1-SLL-7027-XXB

tinued):

CANDELA DISTRIBUTION (continued):

225°	230°	235°	240°	245°	250°	255°	260°	265°		215°	220°	225°
164.5	164.5	164.5	164.5	164.5	164.5	164.5	164.5	164.5	110°	0.0	0.0	0.0
140.7	140.7	143.2	143.5	140.6	141.2	142.7	141.0	142.9	112.5°	0.0	0.0	0.0
118.0	117.0	117.2	116.5	117.7	116.3	117.8	117.2	116.8	115°	0.0	0.0	0.0
91.6	93.4	92.2	89.7	91.6	90.2	87.3	87.6	84.4	117.5°	0.0	0.0	0.0
68.9	67.6	66.9	65.8	62.7	63.3	60.1	60.5	61.6	120°	0.0	0.0	0.0
47.5	46.6	47.7	46.9	45.6	45.9	46.6	47.3	49.0	122.5°	0.0	0.0	0.0
33.3	33.0	32.7	33.1	34.7	35.3	36.4	38.4	39.4	125°	0.0	0.0	0.0
25.1	25.2	25.0	25.6	26.8	27.4	27.7	27.8	28.9	127.5°	0.0	0.0	0.0
20.8	21.0	20.9	21.2	20.9	20.5	20.8	20.3	19.9	130°	0.0	0.0	0.0
18.1	18.1	17.8	17.7	17.2	16.8	16.3	16.3	16.3	132.5°	0.0	0.0	0.0
15.3	15.5	15.0	15.0	14.9	15.2	15.0	14.6	14.6	135°	0.0	0.0	0.0
13.7	13.6	13.4	13.4	13.1	13.1	13.3	13.4	13.3	137.5°	0.0	0.0	0.0
12.4	12.1	12.0	12.1	12.0	12.1	12.3	12.1	12.3	140°	0.0	0.0	0.0
11.3	11.2	11.2	11.2	11.2	11.2	11.2	11.2	11.2	142.5°	0.0	0.0	0.0
10.5	10.3	10.3	10.3	10.2	10.0	9.9	9.6	9.4	145°	0.0	0.0	0.0
9.8	9.7	9.5	9.4	9.3	8.7	8.5	8.5	8.5	147.5°	0.0	0.0	0.0
9.3	9.1	8.9	8.6	8.4	8.2	8.2	8.2	8.2	150°	0.0	0.0	0.0
8.4	8.3	8.1	7.9	7.8	7.8	7.7	7.7	7.7	152.5°	0.0	0.0	0.0
7.5	7.5	7.5	7.5	7.5	7.5	7.5	7.5	7.5	155°	0.0	0.0	0.0
7.0	7.0	7.1	7.2	7.2	7.3	7.4	7.3	7.4	157.5°	0.0	0.0	0.0
6.6	6.6	6.6	6.8	7.0	7.1	7.2	7.2	7.2	160°	0.0	0.0	0.0
6.6	6.6	6.6	6.6	6.7	6.8	7.0	7.1	7.2	162.5°	0.0	0.0	0.0
6.5	6.6	6.5	6.6	6.6	6.7	6.8	6.8	7.0	165°	0.0	0.0	0.0
6.5	6.5	6.5	6.5	6.6	6.6	6.6	6.6	6.7	167.5°	0.0	0.0	0.0
6.5	6.5	6.4	6.5	6.6	6.6	6.6	6.6	6.6	170°	0.0	0.0	0.0
6.4	6.5	6.4	6.4	6.5	6.6	6.5	6.6	6.6	172.5°	0.0	0.0	0.0
6.2	6.3	6.2	6.3	6.3	6.4	6.4	6.4	6.5	175°	0.0	0.0	0.0
6.0	6.0	6.0	6.1	6.1	6.2	6.2	6.3	6.2	177.5°	0.0	0.0	0.0
5.9	5.9	5.9	6.0	6.0	6.0	6.1	6.0	6.0	180°	0.0	0.0	0.0
5.7	5.6	5.5	5.6	5.7	5.7	5.7	5.7	5.7				
5.4	5.4	5.3	5.3	5.4	5.4	5.4	5.4	5.4				
5.0	5.0	4.9	4.9	4.9	4.9	4.9	4.9	4.9				
4.5	4.5	4.3	4.3	4.3	4.3	4.3	4.3	4.3				
3.8	3.9	3.9	3.8	3.8	3.8	3.8	3.6	3.5				
2.9	3.1	3.1	3.1	3.1	3.1	3.1	3.0	2.8				
2.0	2.2	2.5	2.5	2.4	2.4	2.4	2.2	2.0				
1.3	1.4	1.5	1.8	1.4	1.4	1.4	1.3	1.2				
0.0	0.0	0.2	0.1	0.3	0.3	0.3	0.2	0.1				
0.0	0.0	0.0	0.0	0.0	0.0	0.0	0.0	0.0				
0.0	0.0	0.0	0.0	0.0	0.0	0.0	0.0	0.0				
0.0	0.0	0.0	0.0	0.0	0.0	0.0	0.0	0.0				
0.0	0.0	0.0	0.0	0.0	0.0	0.0	0.0	0.0				
0.0	0.0	0.0	0.0	0.0	0.0	0.0	0.0	0.0				
0.0	0.0	0.0	0.0	0.0	0.0	0.0	0.0	0.0				
0.0	0.0	0.0	0.0	0.0	0.0	0.0	0.0	0.0				
0.0	0.0	0.0	0.0	0.0	0.0	0.0	0.0	0.0				
0.0	0.0	0.0	0.0	0.0	0.0	0.0	0.0	0.0				
0.0	0.0	0.0	0.0	0.0	0.0	0.0	0.0	0.0				
0.0	0.0	0.0	0.0	0.0	0.0	0.0	0.0	0.0				



REPORT NUMBER: P271815

CATALOG NUMBER: ISW-AF-XXX-LED-E1-SLL-7027-

-SLL-7027-XXB

CANDELA DISTRIBUTION (continued):

230°	235°	240°	245°	250°	255°	260°	265°		270°	275°	280°	285°
0.0	0.0	0.0	0.0	0.0	0.0	0.0	0.0	0°	164.5	164.5	164.5	164.5
0.0	0.0	0.0	0.0	0.0	0.0	0.0	0.0	2.5°	141.2	144.4	144.8	145.3
0.0	0.0	0.0	0.0	0.0	0.0	0.0	0.0	5°	116.2	119.3	117.5	118.3
0.0	0.0	0.0	0.0	0.0	0.0	0.0	0.0	7.5°	84.8	82.7	85.4	87.0
0.0	0.0	0.0	0.0	0.0	0.0	0.0	0.0	10°	61.9	64.3	65.3	67.1
0.0	0.0	0.0	0.0	0.0	0.0	0.0	0.0	12.5°	51.3	52.9	54.7	57.6
0.0	0.0	0.0	0.0	0.0	0.0	0.0	0.0	15°	41.6	42.7	45.1	47.9
0.0	0.0	0.0	0.0	0.0	0.0	0.0	0.0	17.5°	30.4	31.9	33.5	35.8
0.0	0.0	0.0	0.0	0.0	0.0	0.0	0.0	20°	20.3	21.0	22.9	24.0
0.0	0.0	0.0	0.0	0.0	0.0	0.0	0.0	22.5°	16.3	16.6	16.9	17.9
0.0	0.0	0.0	0.0	0.0	0.0	0.0	0.0	25°	14.6	14.8	15.1	15.5
0.0	0.0	0.0	0.0	0.0	0.0	0.0	0.0	27.5°	13.4	13.5	13.7	13.8
0.0	0.0	0.0	0.0	0.0	0.0	0.0	0.0	30°	12.1	12.0	12.1	12.4
0.0	0.0	0.0	0.0	0.0	0.0	0.0	0.0	32.5°	10.9	10.9	11.0	11.0
0.0	0.0	0.0	0.0	0.0	0.0	0.0	0.0	35°	9.4	9.3	9.4	9.7
0.0	0.0	0.0	0.0	0.0	0.0	0.0	0.0	37.5°	8.6	8.7	8.8	9.1
0.0	0.0	0.0	0.0	0.0	0.0	0.0	0.0	40°	8.3	8.4	8.4	8.6
0.0	0.0	0.0	0.0	0.0	0.0	0.0	0.0	42.5°	7.7	7.9	8.2	8.4
0.0	0.0	0.0	0.0	0.0	0.0	0.0	0.0	45°	7.5	7.7	7.9	8.3
0.0	0.0	0.0	0.0	0.0	0.0	0.0	0.0	47.5°	7.5	7.6	7.8	8.3
0.0	0.0	0.0	0.0	0.0	0.0	0.0	0.0	50°	7.3	7.5	7.7	8.2
0.0	0.0	0.0	0.0	0.0	0.0	0.0	0.0	52.5°	7.3	7.5	7.7	8.2
0.0	0.0	0.0	0.0	0.0	0.0	0.0	0.0	55°	7.1	7.3	7.5	7.9
0.0	0.0	0.0	0.0	0.0	0.0	0.0	0.0	57.5°	6.8	7.1	7.4	7.8
0.0	0.0	0.0	0.0	0.0	0.0	0.0	0.0	59°	6.7	7.0	7.3	7.7
0.0	0.0	0.0	0.0	0.0	0.0	0.0	0.0	60°	6.6	6.8	7.2	7.7
0.0	0.0	0.0	0.0	0.0	0.0	0.0	0.0	62.5°	6.5	6.6	7.1	7.5
0.0	0.0	0.0	0.0	0.0	0.0	0.0	0.0	65°	6.2	6.6	6.8	7.2
0.0	0.0	0.0	0.0	0.0	0.0	0.0	0.0	67.5°	6.0	6.2	6.6	6.8
								70°	5.7	5.9	6.1	6.4
								72.5°	5.3	5.4	5.5	5.7
								75°	4.7	4.9	4.9	5.1
								77.5°	4.1	4.1	4.2	4.5
								80°	3.4	3.4	3.5	3.8
								82.5°	2.5	2.5	2.8	3.1
								85°	1.9	1.8	2.0	2.2
								87.5°	1.1	1.0	1.1	1.1
								90°	0.1	0.3	0.2	0.2
								92.5°	0.0	0.0	0.0	0.0
								95°	0.0	0.0	0.0	0.0
								97.5°	0.0	0.0	0.0	0.0
								100°	0.0	0.0	0.0	0.0
								102.5°	0.0	0.0	0.0	0.0
								105°	0.0	0.0	0.0	0.0
								107.5°	0.0	0.0	0.0	0.0



REPORT NUMBER: P271815

CATALOG NUMBER: ISW-AF-XXX-LED-E1-SLL-7027-XXB

XXB

CANDELA DISTRIBUTION (continued):

290°	295°	300°	305°	310°	315°	320°		270°	275°	280°	285°	290°
164.5	164.5	164.5	164.5	164.5	164.5	164.5	110°	0.0	0.0	0.0	0.0	0.0
147.0	146.1	146.7	149.3	150.3	151.5	155.4	112.5°	0.0	0.0	0.0	0.0	0.0
120.0	121.2	120.0	125.3	125.7	129.2	130.5	115°	0.0	0.0	0.0	0.0	0.0
88.2	89.7	92.0	95.5	96.6	101.6	105.8	117.5°	0.0	0.0	0.0	0.0	0.0
68.9	70.8	74.0	76.2	78.3	81.3	84.7	120°	0.0	0.0	0.0	0.0	0.0
61.2	63.2	65.9	68.7	71.9	74.1	77.0	122.5°	0.0	0.0	0.0	0.0	0.0
51.1	54.2	57.0	60.5	63.2	67.2	70.6	125°	0.0	0.0	0.0	0.0	0.0
39.1	43.3	46.0	50.3	54.3	57.9	62.4	127.5°	0.0	0.0	0.0	0.0	0.0
27.2	30.5	34.0	38.6	43.7	48.7	54.7	130°	0.0	0.0	0.0	0.0	0.0
18.7	20.4	23.2	27.9	33.2	40.4	46.9	132.5°	0.0	0.0	0.0	0.0	0.0
15.9	16.6	17.6	19.9	24.3	32.2	39.3	135°	0.0	0.0	0.0	0.0	0.0
14.1	14.6	15.3	16.5	18.9	24.3	32.2	137.5°	0.0	0.0	0.0	0.0	0.0
12.9	13.6	14.2	15.1	16.3	20.0	26.1	140°	0.0	0.0	0.0	0.0	0.0
11.4	11.8	12.4	13.4	14.2	17.2	23.0	142.5°	0.0	0.0	0.0	0.0	0.0
10.0	10.6	11.3	11.9	12.8	15.2	20.9	145°	0.0	0.0	0.0	0.0	0.0
9.4	9.9	10.6	11.2	11.8	13.7	19.3	147.5°	0.0	0.0	0.0	0.0	0.0
8.9	9.4	10.2	10.6	11.0	13.3	18.8	150°	0.0	0.0	0.0	0.0	0.0
8.7	9.3	9.9	10.2	11.0	13.5	17.3	152.5°	0.0	0.0	0.0	0.0	0.0
8.6	9.3	9.9	10.5	12.1	12.8	16.3	155°	0.0	0.0	0.0	0.0	0.0
8.7	9.3	10.0	11.8	11.8	12.0	15.5	157.5°	0.0	0.0	0.0	0.0	0.0
8.7	9.4	11.2	12.3	11.2	11.4	14.6	160°	0.0	0.0	0.0	0.0	0.0
8.8	9.8	11.7	11.4	10.9	10.6	13.5	162.5°	0.0	0.0	0.0	0.0	0.0
8.8	9.6	11.2	10.7	10.0	10.2	12.4	165°	0.0	0.0	0.0	0.0	0.0
8.5	9.6	10.7	9.7	9.3	9.6	11.3	167.5°	0.0	0.0	0.0	0.0	0.0
8.4	9.9	9.5	8.9	8.9	9.4	10.8	170°	0.0	0.0	0.0	0.0	0.0
8.4	10.2	9.1	8.7	8.7	9.3	10.6	172.5°	0.0	0.0	0.0	0.0	0.0
8.1	9.4	8.4	8.2	8.4	8.8	10.2	175°	0.0	0.0	0.0	0.0	0.0
7.5	7.8	7.6	7.6	7.9	8.4	10.0	177.5°	0.0	0.0	0.0	0.0	0.0
7.0	7.2	7.2	7.2	7.5	7.9	10.2	180°	0.0	0.0	0.0	0.0	0.0
6.5	6.5	6.6	6.6	7.0	7.5	9.8						
5.9	6.0	6.0	6.1	6.3	6.8	9.4						
5.2	5.2	5.4	5.4	5.6	6.2	8.4						
4.5	4.5	4.5	4.6	4.9	5.4	7.0						
3.8	3.8	3.8	3.9	4.0	4.4	5.3						
3.1	3.0	2.9	2.9	3.1	3.4	4.1						
2.1	2.1	2.0	2.0	2.0	2.2	2.8						
1.2	1.0	1.1	1.2	1.1	1.3	1.4						
0.1	0.2	0.3	0.3	0.3	0.3	0.4						
0.0	0.0	0.0	0.0	0.0	0.0	0.0						
0.0	0.0	0.0	0.0	0.0	0.0	0.0						
0.0	0.0	0.0	0.0	0.0	0.0	0.0						
0.0	0.0	0.0	0.0	0.0	0.0	0.0						
0.0	0.0	0.0	0.0	0.0	0.0	0.0						
0.0	0.0	0.0	0.0	0.0	0.0	0.0						
0.0	0.0	0.0	0.0	0.0	0.0	0.0						
0.0	0.0	0.0	0.0	0.0	0.0	0.0						
0.0	0.0	0.0	0.0	0.0	0.0	0.0						
0.0	0.0	0.0	0.0	0.0	0.0	0.0						
0.0	0.0	0.0	0.0	0.0	0.0	0.0						
0.0	0.0	0.0	0.0	0.0	0.0	0.0						
0.0	0.0	0.0	0.0	0.0	0.0	0.0						
0.0	0.0	0.0	0.0	0.0	0.0	0.0						



REPORT NUMBER: P271815

CATALOG NUMBER: ISW-AF-XXX-LED-E1-SLL-7027-XXB

CANDELA DISTRIBUTION (continued):

295°	300°	305°	310°	315°	320°		325°	330°	335°	340°	345°	350°
0.0	0.0	0.0	0.0	0.0	0.0	0°	164.5	164.5	164.5	164.5	164.5	164.5
0.0	0.0	0.0	0.0	0.0	0.0	2.5°	154.9	157.0	160.4	161.2	163.9	165.8
0.0	0.0	0.0	0.0	0.0	0.0	5°	131.2	136.5	138.2	141.8	148.1	151.4
0.0	0.0	0.0	0.0	0.0	0.0	7.5°	108.2	112.2	116.6	122.3	127.0	132.5
0.0	0.0	0.0	0.0	0.0	0.0	10°	89.1	94.7	100.5	105.1	111.6	118.1
0.0	0.0	0.0	0.0	0.0	0.0	12.5°	79.1	82.3	87.9	94.5	102.6	109.9
0.0	0.0	0.0	0.0	0.0	0.0	15°	73.9	77.6	83.7	90.8	99.4	108.3
0.0	0.0	0.0	0.0	0.0	0.0	17.5°	67.5	73.3	80.3	90.3	101.4	113.9
0.0	0.0	0.0	0.0	0.0	0.0	20°	61.1	68.2	77.3	90.5	105.9	122.3
0.0	0.0	0.0	0.0	0.0	0.0	22.5°	55.4	63.9	75.5	92.1	111.7	133.5
0.0	0.0	0.0	0.0	0.0	0.0	25°	48.9	60.2	74.1	95.2	120.6	148.6
0.0	0.0	0.0	0.0	0.0	0.0	27.5°	43.6	56.5	72.0	97.8	128.6	163.0
0.0	0.0	0.0	0.0	0.0	0.0	30°	37.7	52.4	69.0	98.8	138.6	175.0
0.0	0.0	0.0	0.0	0.0	0.0	32.5°	33.0	48.4	65.7	97.9	143.0	183.3
0.0	0.0	0.0	0.0	0.0	0.0	35°	30.7	45.5	62.8	95.0	146.7	192.1
0.0	0.0	0.0	0.0	0.0	0.0	37.5°	29.3	42.5	60.1	90.2	150.9	201.1
0.0	0.0	0.0	0.0	0.0	0.0	40°	27.3	40.1	57.9	86.7	154.1	208.5
0.0	0.0	0.0	0.0	0.0	0.0	42.5°	25.5	37.9	56.1	83.5	155.0	215.1
0.0	0.0	0.0	0.0	0.0	0.0	45°	24.1	36.5	54.7	83.7	155.6	224.3
0.0	0.0	0.0	0.0	0.0	0.0	47.5°	22.9	35.2	54.2	86.6	161.9	237.2
0.0	0.0	0.0	0.0	0.0	0.0	50°	21.8	34.1	53.4	92.1	171.8	254.5
0.0	0.0	0.0	0.0	0.0	0.0	52.5°	20.5	32.7	52.3	97.7	182.6	277.7
0.0	0.0	0.0	0.0	0.0	0.0	55°	18.9	30.6	51.1	102.6	197.4	306.0
0.0	0.0	0.0	0.0	0.0	0.0	57.5°	16.3	28.4	50.3	105.0	206.6	322.2
0.0	0.0	0.0	0.0	0.0	0.0	59°	14.9	26.1	49.9	103.8	209.0	325.0
0.0	0.0	0.0	0.0	0.0	0.0	60°	14.1	24.7	49.2	102.4	209.8	323.2
0.0	0.0	0.0	0.0	0.0	0.0	62.5°	13.1	21.5	46.5	95.3	200.3	301.9
0.0	0.0	0.0	0.0	0.0	0.0	65°	13.5	20.3	40.2	81.0	178.9	260.4
0.0	0.0	0.0	0.0	0.0	0.0	67.5°	13.7	19.9	34.8	65.6	142.5	215.4
						70°	13.5	19.7	31.6	52.1	106.8	161.2
						72.5°	13.1	18.5	27.4	42.0	67.7	113.0
						75°	11.7	15.6	21.5	28.7	42.7	82.3
						77.5°	9.2	11.9	15.2	17.9	21.6	58.1
						80°	6.6	8.7	10.0	10.7	12.0	39.6
						82.5°	4.9	5.9	6.4	6.7	8.1	29.6
						85°	3.6	4.1	4.4	4.4	5.4	20.9
						87.5°	2.0	2.1	2.1	2.2	2.7	5.7
						90°	0.6	0.6	0.4	0.6	0.4	0.3
						92.5°	0.0	0.0	0.0	0.0	0.0	0.0
						95°	0.0	0.0	0.0	0.0	0.0	0.0
						97.5°	0.0	0.0	0.0	0.0	0.0	0.0
						100°	0.0	0.0	0.0	0.0	0.0	0.0
						102.5°	0.0	0.0	0.0	0.0	0.0	0.0
						105°	0.0	0.0	0.0	0.0	0.0	0.0
						107.5°	0.0	0.0	0.0	0.0	0.0	0.0



REPORT NUMBER: P271815

CATALOG NUMBER: ISW-AF-XXX-LED-E1-SLL-7027-XXB

CANDELA DISTRIBUTION (continued):

355°	359°	360°		325°	330°	335°	340°	345°	350°	355°
164.5	164.5	164.5	110°	0.0	0.0	0.0	0.0	0.0	0.0	0.0
168.1	169.3	170.3	112.5°	0.0	0.0	0.0	0.0	0.0	0.0	0.0
156.1	159.3	159.9	115°	0.0	0.0	0.0	0.0	0.0	0.0	0.0
138.5	143.5	145.3	117.5°	0.0	0.0	0.0	0.0	0.0	0.0	0.0
125.5	131.0	132.8	120°	0.0	0.0	0.0	0.0	0.0	0.0	0.0
118.4	124.8	126.8	122.5°	0.0	0.0	0.0	0.0	0.0	0.0	0.0
118.6	126.2	129.2	125°	0.0	0.0	0.0	0.0	0.0	0.0	0.0
126.3	134.9	138.6	127.5°	0.0	0.0	0.0	0.0	0.0	0.0	0.0
139.5	152.2	154.9	130°	0.0	0.0	0.0	0.0	0.0	0.0	0.0
157.5	169.9	173.9	132.5°	0.0	0.0	0.0	0.0	0.0	0.0	0.0
174.3	190.7	193.9	135°	0.0	0.0	0.0	0.0	0.0	0.0	0.0
190.9	207.1	209.9	137.5°	0.0	0.0	0.0	0.0	0.0	0.0	0.0
203.6	220.7	223.0	140°	0.0	0.0	0.0	0.0	0.0	0.0	0.0
216.0	235.2	237.8	142.5°	0.0	0.0	0.0	0.0	0.0	0.0	0.0
229.8	251.0	254.0	145°	0.0	0.0	0.0	0.0	0.0	0.0	0.0
242.1	266.4	268.4	147.5°	0.0	0.0	0.0	0.0	0.0	0.0	0.0
255.8	279.1	279.6	150°	0.0	0.0	0.0	0.0	0.0	0.0	0.0
267.2	288.4	288.6	152.5°	0.0	0.0	0.0	0.0	0.0	0.0	0.0
278.0	297.2	297.4	155°	0.0	0.0	0.0	0.0	0.0	0.0	0.0
289.4	307.0	305.6	157.5°	0.0	0.0	0.0	0.0	0.0	0.0	0.0
307.4	318.3	319.5	160°	0.0	0.0	0.0	0.0	0.0	0.0	0.0
334.9	344.6	345.9	162.5°	0.0	0.0	0.0	0.0	0.0	0.0	0.0
366.7	380.2	378.3	165°	0.0	0.0	0.0	0.0	0.0	0.0	0.0
380.2	395.6	397.2	167.5°	0.0	0.0	0.0	0.0	0.0	0.0	0.0
377.8	398.9	401.6	170°	0.0	0.0	0.0	0.0	0.0	0.0	0.0
374.3	397.9	401.3	172.5°	0.0	0.0	0.0	0.0	0.0	0.0	0.0
353.8	387.5	392.6	175°	0.0	0.0	0.0	0.0	0.0	0.0	0.0
319.4	365.8	373.0	177.5°	0.0	0.0	0.0	0.0	0.0	0.0	0.0
275.3	333.3	339.1	180°	0.0	0.0	0.0	0.0	0.0	0.0	0.0
214.9	270.9	275.9								
142.8	185.9	194.6								
90.8	120.0	118.4								
66.9	78.1	78.2								
48.6	53.6	53.0								
37.5	32.7	32.6								
13.1	11.6	11.3								
5.7	4.9	4.9								
0.3	0.3	0.3								
0.0	0.0	0.0								
0.0	0.0	0.0								
0.0	0.0	0.0								
0.0	0.0	0.0								
0.0	0.0	0.0								
0.0	0.0	0.0								
0.0	0.0	0.0								
0.0	0.0	0.0								
0.0	0.0	0.0								

